



PMDC Motor

70 Watt

Continuos Rating, Carbon Brush Permanent Magnet Motor. Rotates in clock wise or counter clock wise direction by changing its Polarity.

Speeds are 3000 / 2000 / 1500 RPM and further low speeds with the gearbox. Flying lead Wires for connections.



Specifications :

Output Power W	Model	Supply Voltage Volt	Current A	Rated Torque Kg.cm	Rated Speed RPM
70	84 4G CA 70	12 V DC	5.83	4.2	1500
70	84 4G CA 70	24 V DC	2.91	4.2	1500
70	84 4G CA 70	90 V DC	0.77	4.2	1500
70	84 4G CA 70	180 V DC	0.38	4.2	1500

Gearmotor Torque Table:

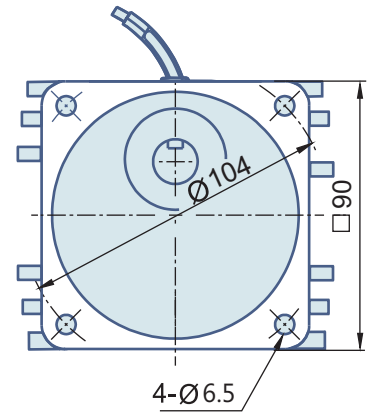
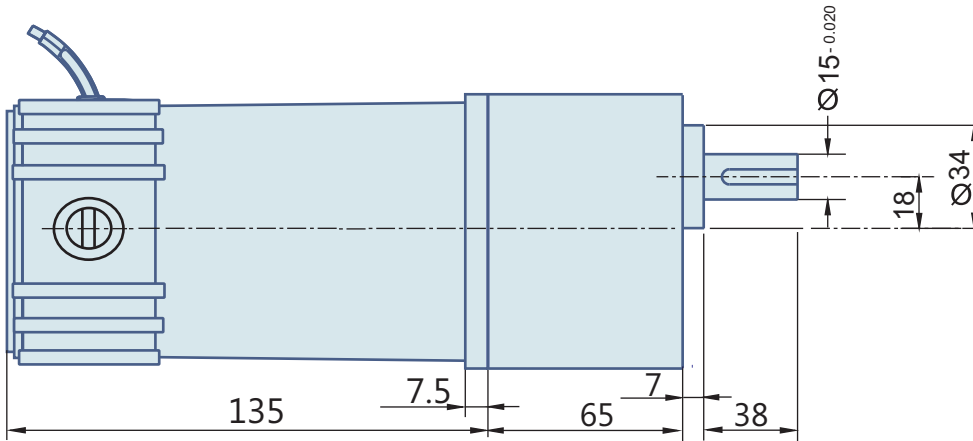
The maximum permissible torque is 80 kg.cm

Unit: kg.cm

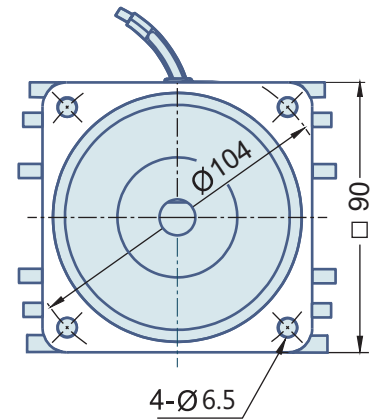
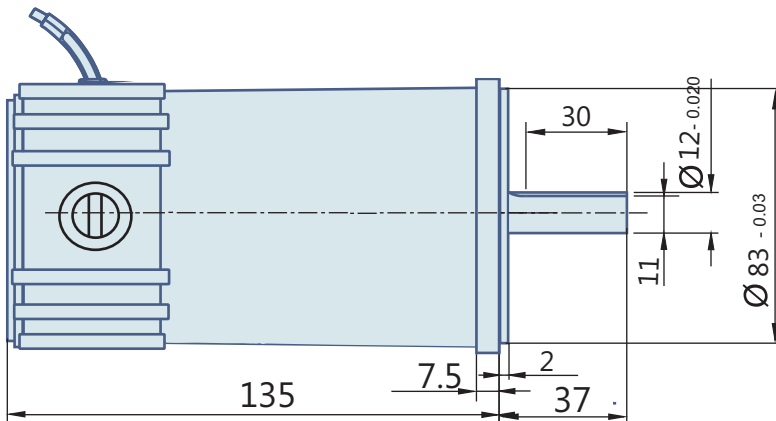
RPM	500	416	300	250	200	166	120	100	83	60	50	41	30	25	20	16	15	12.5	10	8.3
Gear Ratio	3	3.6	5	6	7.5	9	12.5	15	18	25	30	36	50	60	75	90	100	120	150	180
Output Torque	11	12	16.8	20	25	34	30	50	60	84	100	120	168	200	200	200	200	200	200	200

Gear Boxes are sold separately.
 A Sky blue colored background indicates gear shaft rotation in the same direction; a Brown background indicates rotation in the opposite direction as the motor shaft.
 The speed of the Gear Motor is calculated by dividing the motor's synchronous speed (50 Hz; 1500 RPM & 60 Hz; 1800 RPM) by the ratio.
 The actual speed is 2~20% less than the displayed value, depending upon the load size.
 Characteristics, specifications and dimensions are subjected to change without prior notice.

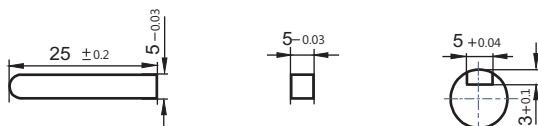
70 Watt : PMDC Geared Motor



70 Watt : PMDC Motor



Key and Keyway



Weight

Motor: 2.8 Kg, Gearbox: 1.5 Kg

(Note- All Dimensions are in mm)